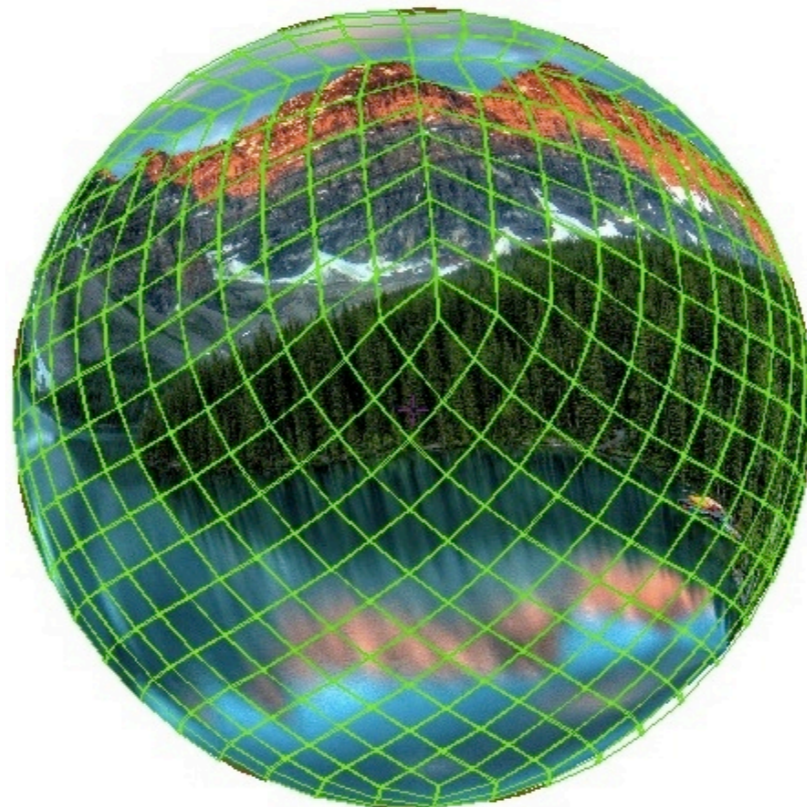


# Interactive data exploration through on-the-fly generation of HiPS tiles

*Thomas Boch, François-Xavier Pineau*



# A few words on HiPS


- HiPS: **H**ierarchical **P**rogressive **S**urveys
- Hierarchical tiling mechanism to browse seamlessly image, catalogue and cube data
  - HEALpix-based tessellation
- HiPS clients: Aladin desktop, Aladin Lite, Mizar
- *hipsgen*: tool to generate HiPS from a set of images/cubes/catalogue  
Tiles **generated once** and served **statically**
- More info, documentation & tools on <http://aladin.u-strasbg.fr/hips/>

HiPS pyramid




Level 4

HiPS pyramid



Level 4


HiPS pyramid




Level 4

Level 5


# HiPS pyramid



# HiPS pyramid




# HiPS pyramid





# HiPS pyramid



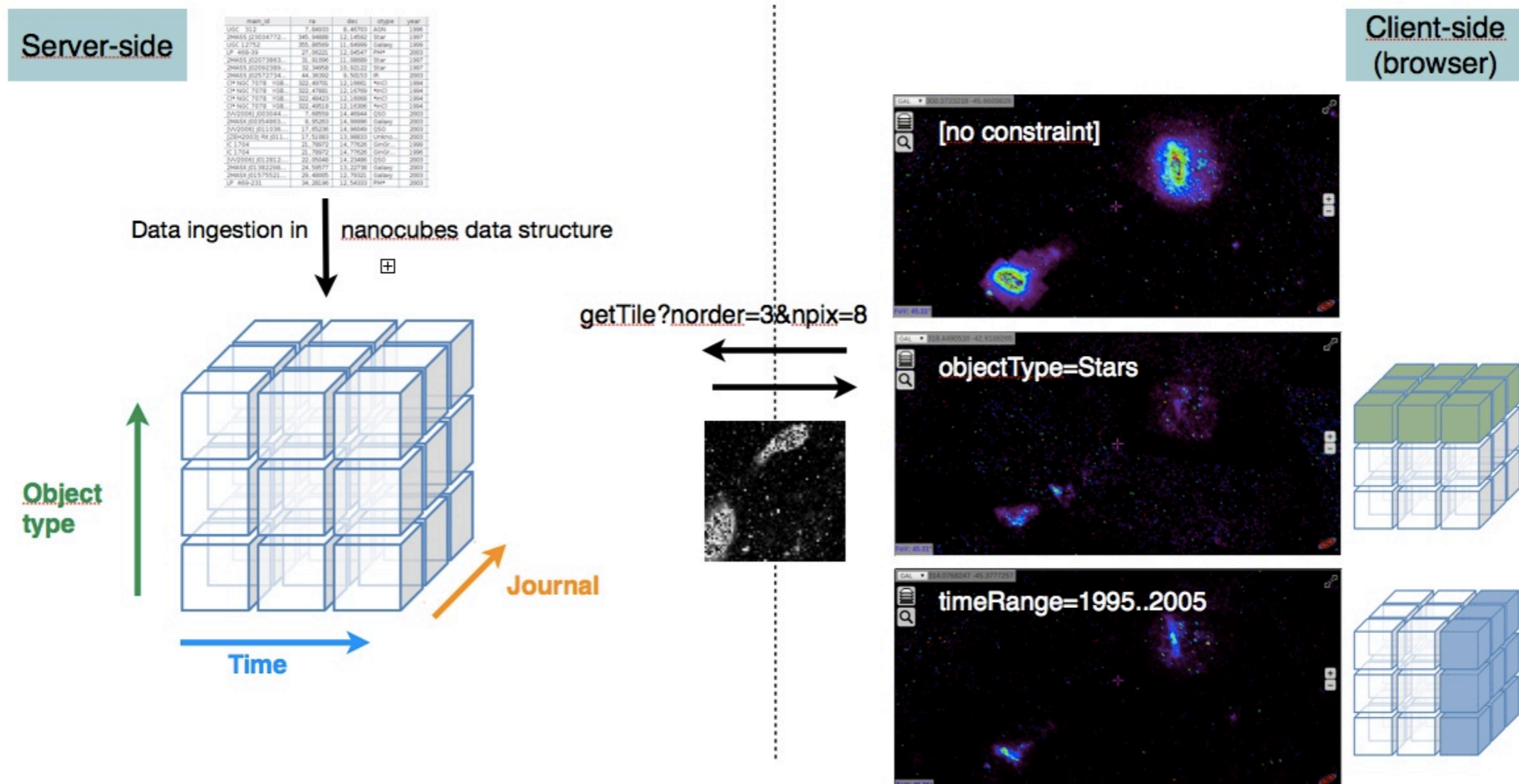
# Nanocubes

- *AT&T Labs - Research paper (IEEE Infovis 2013)*
  - <http://nanocubes.net/>
  - *"Real-Time Exploration of Spatiotemporal Datasets"*
    - Data with position, time and a few categorical attributes
- Provides fast generation of
  - Id-histograms
  - count maps (tiles with spherical Mercator projection)
- C++ code available
  - <https://github.com/lauirolins/nanocube>



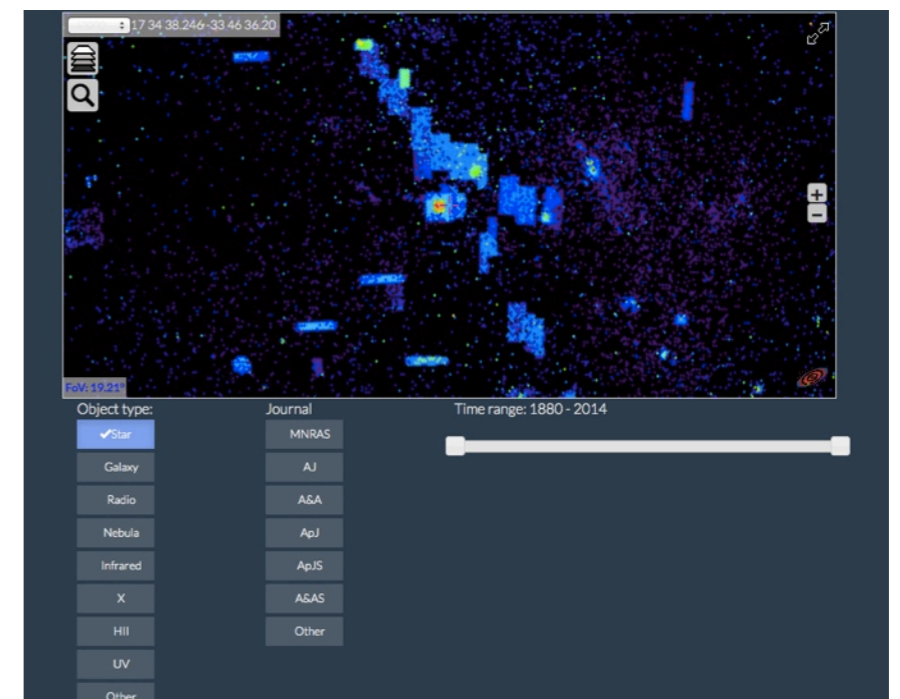
# JNanocubes

- CDS implementation of nanocubes data structure
  - written in Java
  - outputs HiPS tiles



# Demo

- Tested on SIMBAD data:  
10M entries with **object position**, **2 categories** (otype, journal) and a **date** (publication year)
- Aladin Lite consumes HiPS tiles generated on-the-fly by JNanocubes server
- <http://tinyurl.com/adass2014>



# Key figures

- Nanocubes tree generation: 100 s
- Tile generation: 5-20 ms for a 128x128 tile  
(16k requests in nanocube tree)
- Memory greedy: 4 GB

# How is that VO-related ?

- Help user explore/drill-down available data
- Similar idea as Tom Donaldson's [Guiding Queries with Data Summaries](#) (Hawaii Interop 2013)

# Perspectives

- Find a smarter way to organize/serialize nanocube data structure
- Add 1-D histograms for categories and time dimension
- Test it with 100M+ table rows
- Distribute tool to generate JNanocubes