



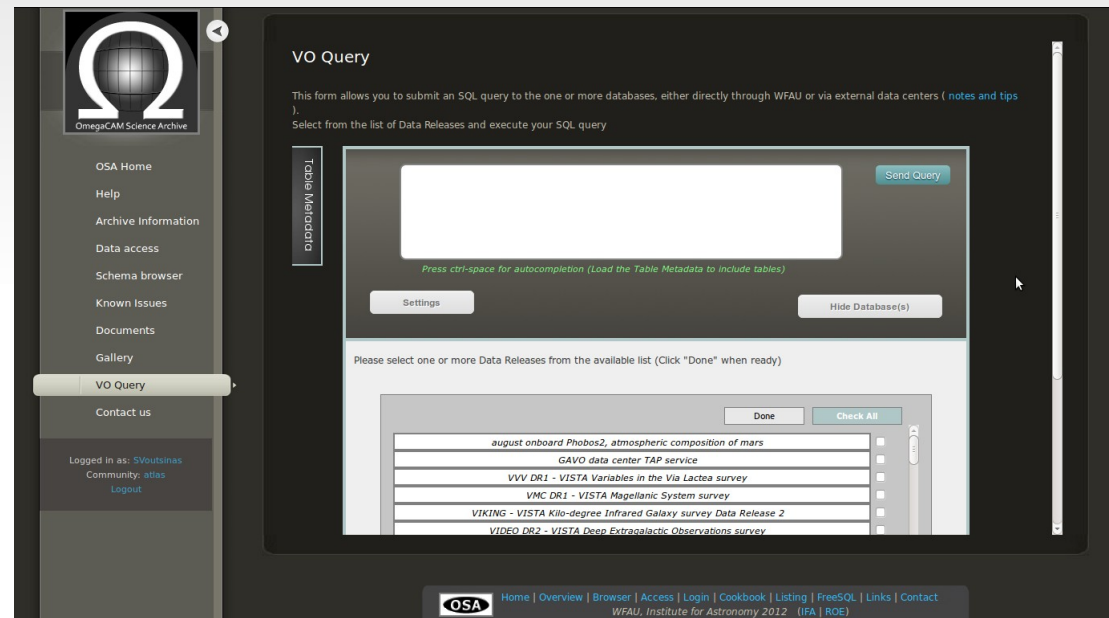
# WFAU Web2.0 Query GUI

University of Edinburgh  
Wide Field Astronomy Unit (WFAU)

*Stelios Voutsinas  
Institute for Astronomy, Edinburgh University  
IVOA Meeting University of Heidelberg  
13 May 2013*

# WFAU Web2.0 Query GUI

- Query one or more catalogs (WFAU local or remote)
- Built as part of the new WFAU survey pages
- Aims to allow simple, interactive data exploration
- Abstract user from underlying resources (TAP, local JDBC?)



The screenshot displays the 'VO Query' interface. On the left is a navigation menu with options: OSA Home, Help, Archive Information, Data access, Schema browser, Known Issues, Documents, Gallery, VO Query (highlighted), and Contact us. Below the menu, it shows 'Logged in as: SVoutsinas' and 'Community: atlas' with a 'Logout' link. The main content area is titled 'VO Query' and contains instructions: 'This form allows you to submit an SQL query to the one or more databases, either directly through WFAU or via external data centers ( notes and tips ). Select from the list of Data Releases and execute your SQL query'. It features a large text input field for the SQL query, a 'Send Query' button, and a 'Table Metadata' sidebar. Below the input field are 'Settings' and 'Hide Database(s)' buttons. A section titled 'Please select one or more Data Releases from the available list (Click "Done" when ready)' contains a table of data releases with checkboxes for selection.

|  | Done                     | Check All                |
|--|--------------------------|--------------------------|
| august onboard Phobos2, atmospheric composition of mars          | <input type="checkbox"/> | <input type="checkbox"/> |
| GAVO data center TAP service                                     | <input type="checkbox"/> | <input type="checkbox"/> |
| VVV DR1 - VISTA Variables in the Via Lactea survey               | <input type="checkbox"/> | <input type="checkbox"/> |
| VMC DR1 - VISTA Magellanic System survey                         | <input type="checkbox"/> | <input type="checkbox"/> |
| VIKING - VISTA Kilo-degree Infrared Galaxy survey Data Release 2 | <input type="checkbox"/> | <input type="checkbox"/> |
| VIDEO DR2 - VISTA Deep Extragalactic Observations survey         | <input type="checkbox"/> | <input type="checkbox"/> |

At the bottom, there is a footer with the OSA logo and navigation links: Home | Overview | Browser | Access | Login | Cookbook | Listing | FreeSQL | Links | Contact. Below that, it reads 'WFAU, Institute for Astronomy 2012 (IFA | ROE)'.



# WFAU Web2.0 Query GUI

*Stelios Voutsinas  
Institute for Astronomy, Edinburgh University  
IVOA Meeting University of Heidelberg  
13 May 2013*



# WFAU Web2.0 Query GUI

OmegaCAM Science Archive

- OSA Home
- Help
- Archive Information
- Data access
- Schema browser
- Known Issues
- Documents
- Gallery
- VO Query**
- Contact us

Logged in as: SVoutsinas  
Community: atlas  
[Logout](#)

Table Metadata

```
SELECT top 100 * from lassurance
```

Send Query

Settings Choose Database(s)

Show Selected Databases

Launch in Viewer ▶

Query Metadata URL [+]

Connect to SAMP

VOTable FITS HTML CSV Copy

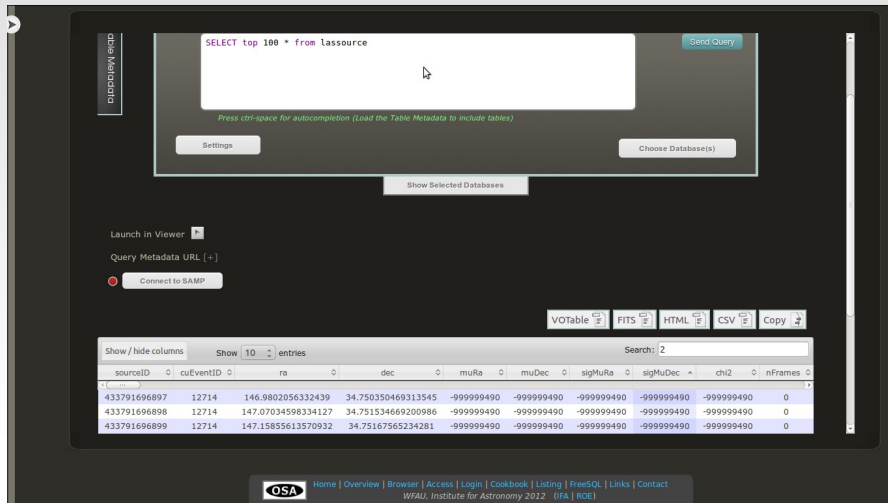
Show / hide columns Show 10 entries Search:

| sourceID     | cuEventID | frameSetID   | ra                | dec                | sigRa      | sigDec     | et       |
|--------------|-----------|--------------|-------------------|--------------------|------------|------------|----------|
| 433791696897 | 12714     | 433791696897 | 146.9802056332439 | 34.750350469313545 | -999999490 | -999999490 | 2007.099 |

OSA Home | Overview | Browser | Access | Login | Cookbook | Listing | FreeSQL | Links | Contact  
WFAU, Institute for Astronomy 2012 (IFA | ROE)

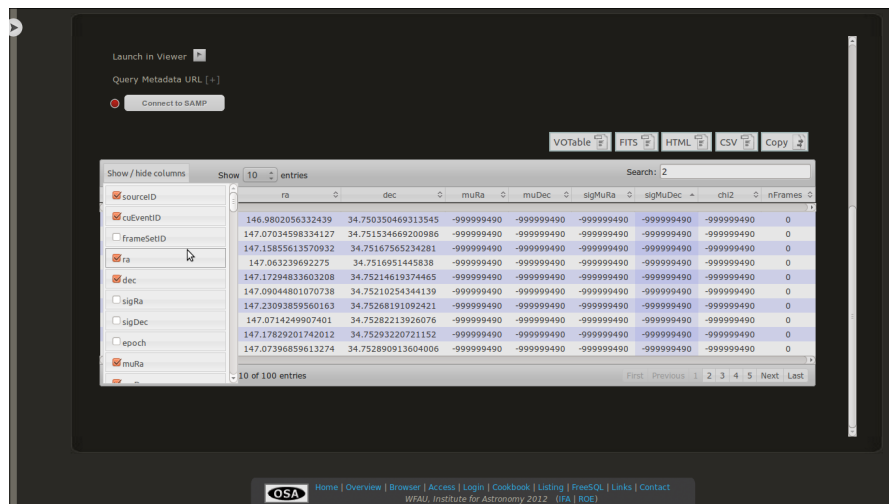
*Stelios Voutsinas  
Institute for Astronomy, Edinburgh University  
IVOA Meeting University of Heidelberg  
13 May 2013*

# WFAU Web2.0 Query GUI



## Key Features

- Auto-complete / Syntax Highlighter
- Dynamic tables
  - Sort by any column
  - Hide Columns
  - Re-arrange columns
  - Filter rows by search
- Connect to SAMP
- Download as (HTML, VOTable, FITS, CSV)





# WFAU Web2.0 Query GUI

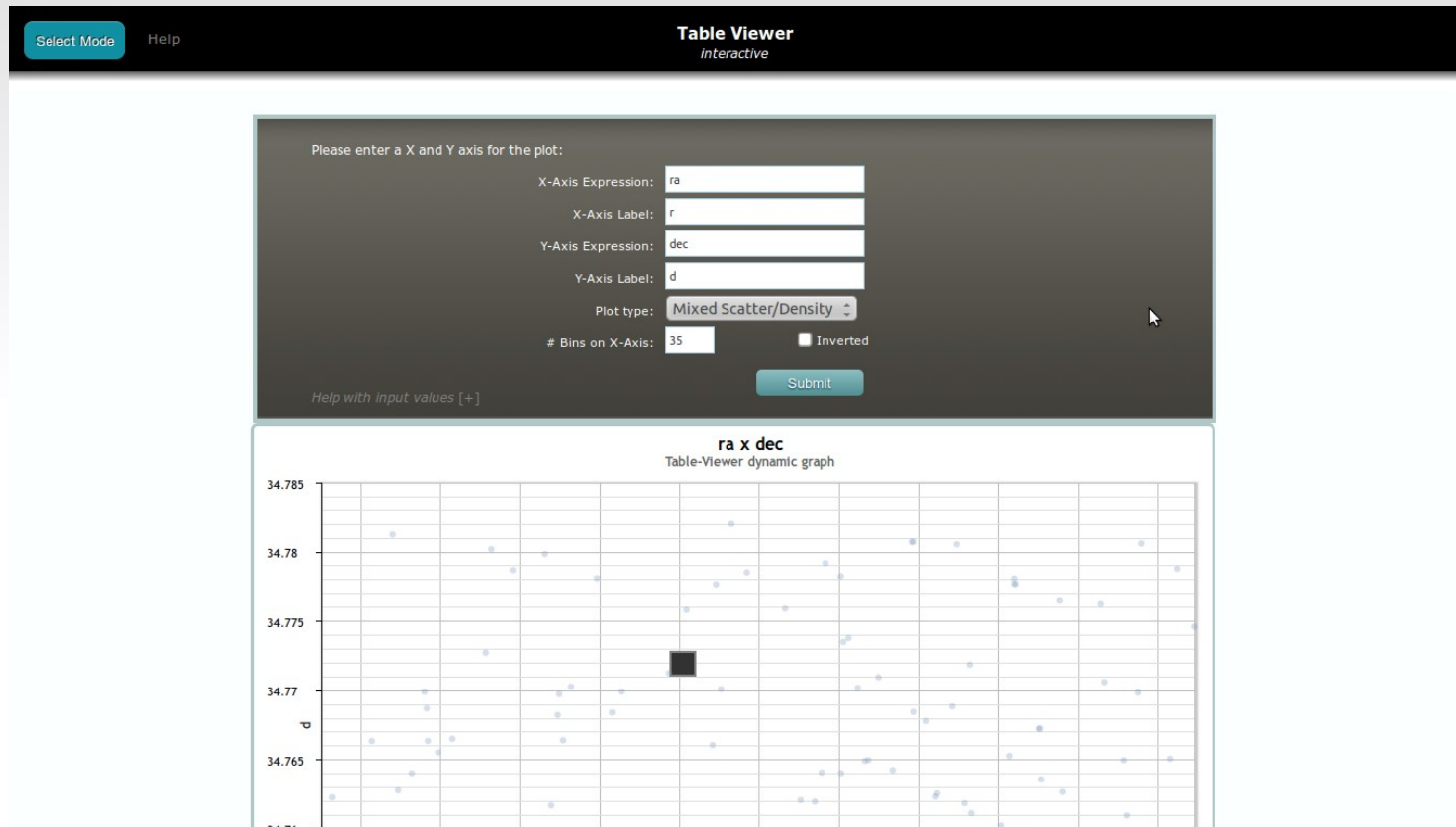
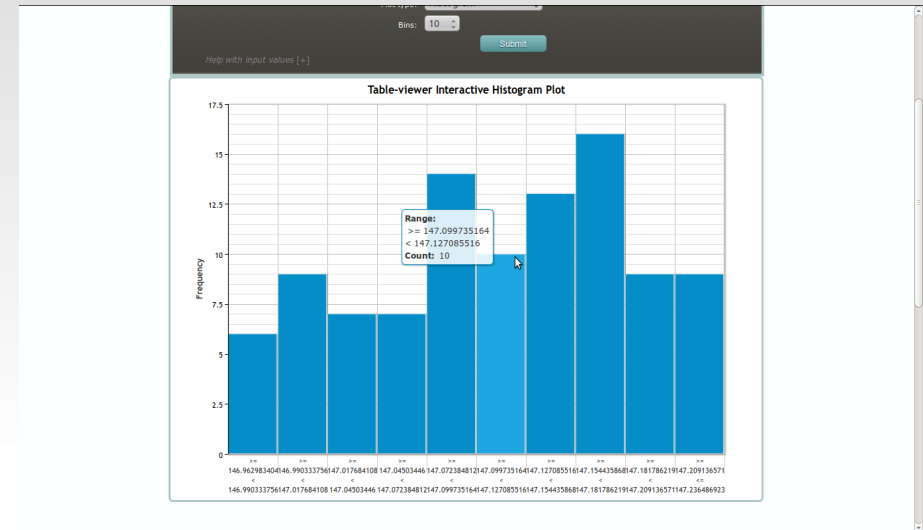
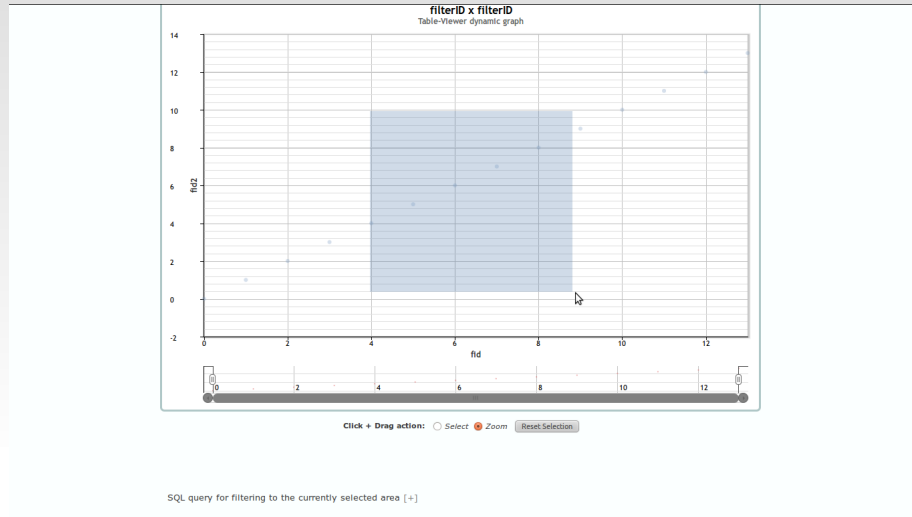
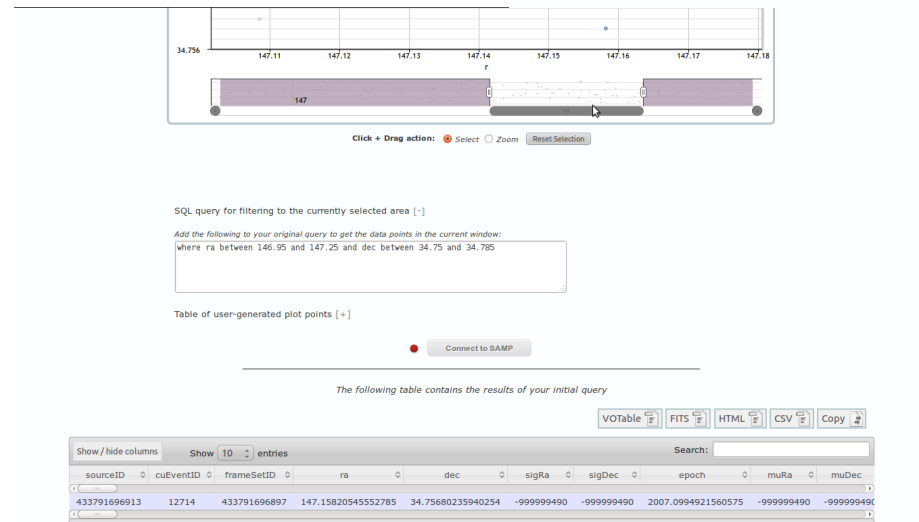


Table Viewer – Create Plots from query data

*Stelios Voutsinas  
Institute for Astronomy, Edinburgh University  
IVOA Meeting University of Heidelberg  
13 May 2013*

# WFAU Web2.0 Query GUI

Click + Drag action:  Select  Zoom

SQL query for filtering to the currently selected area [-]

Add the following to your original query to get the data points in the current window:  
Where ra between 146.95 and 147.25 and dec between 34.75 and 34.795

Table of user-generated plot points [+]

Connect to SAMP

The following table contains the results of your initial query

VOTable FITS HTML CSV Copy

| sourceID     | cuEventID | frameSetID   | ra                 | dec               | sigRa      | sigDec     | epoch              | muRa       | muDec      |
|--------------|-----------|--------------|--------------------|-------------------|------------|------------|--------------------|------------|------------|
| 433791696913 | 12714     | 433791696897 | 147.15820545552785 | 34.75680235940254 | -999999490 | -999999490 | 2007.0994921560575 | -999999490 | -999999490 |



# WFAU Web2.0 Query GUI

## Future Plans

- Persistence of Query data (User space)
- Collaboration (Sharing user data)
- And much more..